



BULLOCK COUNTY

SCHOOL SYSTEM SNAPSHOT: 2021 EDITION*

P.O. Box 231 | Union Springs, AL 36089 | (334) 738-2860


Superintendent

Dr. Christopher Blair







Board Members

Alfreda Scott-Meeks, Dr. Orlando Johnson, LaDerrick Caldwell, Gary Coleman, Dr. Scherrie B. Pickett

 **\$978,123**
Cost of One Month's
Operation/General Fund

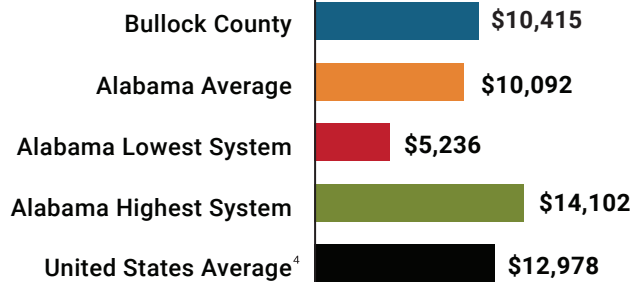
 **1.83**
Number of Months
Reserve Balance

By the Numbers

 Schools ¹	4
 Students/ADM ²	1,398
 Free & Reduced Lunch	70%
 Community Eligibility Program	75%
 Number of Route Buses ³	20
Buses 10 yrs. old or less.....	40%
Students Bused.....	971
 Full-Time Employees	174
Teachers.....	90
Principals/ Assistant Principals.....	7
Counselors.....	3
Librarians.....	3
Other Certified Employees.....	7
Support Personnel.....	64

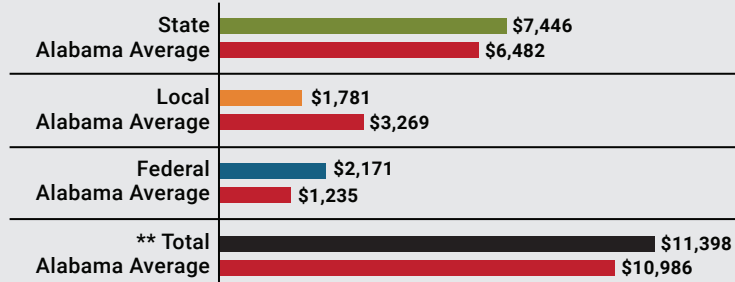
¹ Schools with enrollment, including Alternative and Career Technical Education
² Average Daily Membership
³ Data collected in FY19 and used for FY21 funding
⁴ 2019-2020 NEA Rankings of the States

Total Per-Pupil Expenditures (PPE)



Per-Pupil Revenue Sources

Bullock County Revenue Sources



20
STATE
RANK

117
LOCAL
RANK

16
FEDERAL
RANK

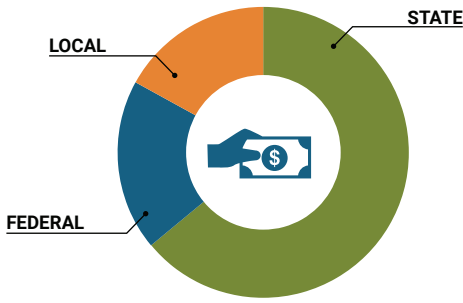
OVERALL SYSTEM RANK 45

** Total Revenue Among 137 School Systems

* THIS REPORT INCLUDES FISCAL YEAR 2019 DATA

School System Revenue

How was your school system funded?¹



\$10,408,517	STATE	64%
\$3,034,509	FEDERAL	19%
\$2,759,977	LOCAL	17%
<u>\$803,010</u>	Local 10-Mill Match	
\$1,956,967	AVAILABLE LOCAL REVENUE	

VALUE OF 1-MILL For Your School System

\$80,301

School System Spending

How did your school system spend state & local dollars?¹

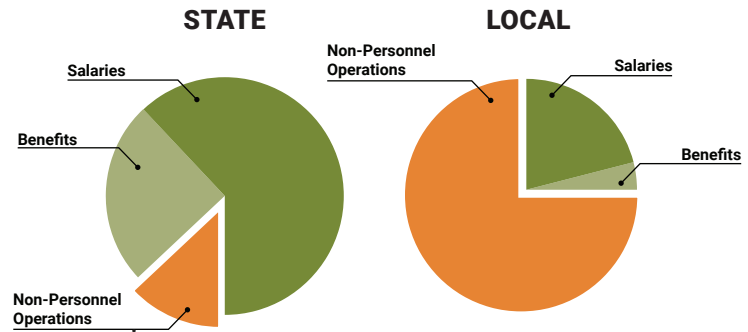
	STATE SPENDING ^{2,3}	LOCAL SPENDING ²
Salaries	\$6,456,865	\$249,615
Benefits	\$2,603,919	\$51,758
Non-Personnel Operations	\$1,359,446	\$924,763
TOTAL	\$10,420,230	\$1,226,135

¹ Revenues and expenditures may contain nominal variances

² Does not include debt service or capital outlay

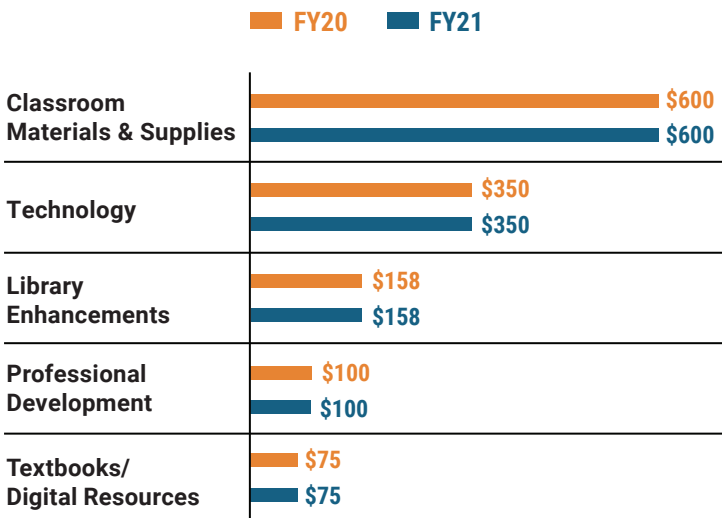
³ Includes 10-mill match

⁴ Such as utilities, operations & maintenance, etc.



Only 13% of state funding is available for non-personnel expenditures⁴

Instructional Support



Educational Advancement & Technology Fund⁵

FY20	\$336,207
FY19	\$381,614
FY18	\$75,993

⁵ These one-time supplemental funds may be used for repairs and deferred maintenance, classroom instructional supplies, insurance for facilities, transportation, technology and school safety measures.

System Debt

TOTAL DEBT⁶	\$6,532,335	DEBT PER STUDENT	\$4,673
-------------------------------	--------------------	-------------------------	----------------

⁶ The debt totals in system audit reports may differ due to audit adjustments.



ALABAMA
ASSOCIATION OF
SCHOOL BOARDS

Sally Smith, J.D.
Executive Director

Lissa Tucker, J.D.
Director of Government Relations

43 South Jackson Street
Montgomery, Alabama 36104

1-800-562-0601 | AlabamaSchoolBoards.org

[@AlaSchoolBoards](https://twitter.com/AlaSchoolBoards) [Facebook.com/AlabamaSchoolBoards](https://www.facebook.com/AlabamaSchoolBoards)